

# INSTRUCTIONS

**Team D.A.B:**

**Save Water. Safe Water**



This year's theme will focus on how utilities keep our community safe, and the different ways that water relates to safety. The idea behind the contest is for students to learn about each of these, and then decide on what they would like to submit for a poster design. Typically, this idea of safety can be found in four different areas from a water utility's perspective:

- 💧 Fire Protection
- 💧 Pollution and Water Quality
- 💧 Conservation
- 💧 Safety around water

## *Fire Protection*

**a. Key Ideas:**

- 💧 Utilities keep communities safe by maintaining and repairing fire hydrants.
- 💧 Fire departments can then use these hydrants to put out fires.
- 💧 Reporting broken fire hydrants is important to ensure everyone's safety.

**b. Related Discussion Questions:**

Q: How many hydrants do you think Pasco County has?

A: Over 8,000

Q: What should you do in case of a fire?


A: Call 911, stop, drop, and roll, and stay away from it.

Q: What would happen if there were no fire hydrants and there was a fire?

A: The fire department wouldn't be able to put out fires quickly.

**c. Potential Poster Concepts:**

- 💧 Drippy and fire hydrant
- 💧 Person repairing a fire hydrant
- 💧 A neighborhood that is safe because of fire hydrant



## Pollution and Water Quality

### a. Key Ideas:

- 💧 Water utilities have a responsibility to provide safe drinking water.
- 💧 People and animals can get sick from water that is polluted.
- 💧 Be careful what you put down the drain and what you throw away.

### b. Related Discussion Questions:

- Q: What do utilities do to keep water safe?  
A: They sample it and look for germs under a microscope.
- Q: How can you keep your drinking water safe?  
A: Don't litter and limit hazardous runoff.
- Q: What could happen if you drank reclaimed water (water from purple pipes)?  
A: You could get sick

### c. Potential Poster Concepts:

- 💧 Drippy fighting germs so people can have safe drinking water
- 💧 Scientist looking for germs in a cup of water under a microscope
- 💧 Poster with a slogan regarding the importance of not putting trash in water


## Conservation

### a. Key Ideas:

- 💧 There is a limited supply of fresh water on Earth
- 💧 Wasteful use of water can be avoided by looking for leaks
- 💧 Changes in our habitats can reduce water use.

### b. Related Discussion Questions

- Q: Do you know how much water a leaking toilet can waste?  
A: 200 gallons of water per day!
- Q: How can you save water?  
A: Don't leave the tap on when brushing teeth, limit showers, flushing, etc.
- Q: What percent of Earth's water is fresh water?  
A: 2.5% (Source: UN-Water)



**c. Potential Poster Concepts:**

- 💧 Illustration of how much water is available to drink on Earth.
- 💧 Parent fixing a leak in the home.
- 💧 Poster with a slogan related to wasteful water use.

### Safety Around Water

**a. Key Ideas:**

- 💧 Electricity and water are a dangerous combination.
- 💧 Water can result in drowning.
- 💧 Touching boiling water on the stove can cause burns.
- 💧 Ice and spilled water can cause accidents and injuries.

**b. Related Discussion Questions**

Q: How can you prevent getting hurt around water?

1. Stay away from electricity
2. Avoid boiling water
3. Clean up spills and ice
4. Learn to swim
5. Swim with a buddy

Q: What would happen if you touched a hot stove/electric cord while wet?


A: You would get burned/you would get shocked.

**c. Potential Poster Concepts:**

- 💧 Picture of Drippy and an adult looking after kids in a pool
- 💧 Poster with a group of people swimming and looking after each other
- 💧 Children picking up ice to prevent slips and falls

### Eligibility

The program is open to any public, private, or home school student from Kindergarten through Fifth Grade, who is attending a school in Pasco County, Florida. To participate, teachers must register on their students' behalf during the open registration period. Parents of home schooled children may also register



## Entries

Submitted entries must meet the following criteria to be eligible for judging:

- Poster is designed on 11" x 14" poster-size paper
- Contains a completed label with each student's information
- Contain a "Drippy" or "Amie Ba" sticker
- One entry per student

Labels and stickers will be provided via mail after the applicant registers. Please note that only one entry will be accepted per student. **Additional entries and group entries will be disqualified.** Please avoid setting this up as a group activity within your class.

## Content

Posters should display original ideas that reflect the current year's theme of the program. Students are encouraged to use large lettering, bold colors, and heavy lines that will be easily visible from a distance. Reproductions of the winning posters will be put on public display. Any poster that is not suitable for public display will be disqualified.


### Acceptable Media

- Crayons
- Water Color
- Poster Paint
- Markers
- Ink
- Cut Paper
- Colored Pencils

### Non-Acceptable Media

- 3-D pieces (anything that couldn't be scanned).
- Copyrighted materials, such as popular cartoons.
- Offensive or distasteful content

A rubric has been included in each teacher packet to help you and your students gauge the quality of work.



## How to Participate

In order to participate, be sure to complete a registration form on our website. Starter packets have been mailed to each school principal. Once you've registered, additional packets will be mailed directly to you with the same materials for you and your class. While you're waiting for these materials, we recommend that you seek out the starter packet from your principal and check out the teaching resources on this website to build a lesson plan. Also, be sure to check our website for updates and cool prizes that will be announced during the program.

Once you receive your packet of materials, you're ready to begin building your posters. Your materials will include stickers that can be used on the posters, worksheets to assist you with teaching the topic, a rubric to assist you and your class with the poster design, and labels for when the posters are ready to be returned.

Once the posters are completed, be sure to return them to us by the deadline **Friday, April 6<sup>th</sup>, 2018**. Last, but not least, be sure to come back to this website and submit a roster for your class.


## Things You'll Need

- Packet materials (This will be mailed to you and a starter pack has already been sent to each school in the District)
- 11" x 14" poster-size paper or similar size for each student
- Crayons, markers, colored pencils, or other drawing utensils
- Class roster of all students participating
- List of any students who have been opted out of media releases

## Helpful Tips

- Use the rubric to your advantage.
- Remember that group projects don't get prizes – set it up as an individual exercise.
- Return ALL posters – even incomplete ones get recognized.
- Be sure to focus on the theme and main ideas when having the students draw.
- Use the labels provided when returning your posters.
- Worksheets don't need to be returned.

## Presentations



Teachers have an option to request FGUA or Pasco County Utilities staff to come and speak to their class when they complete the online registration form. These presentations can be used as a way to expand upon your existing lesson plan and discuss topics related to the theme for this year's program. An applicant's interest in a presentation will not impact the judging in the contest in any way and is strictly optional.

While we try our best to accommodate as many schools as possible with this piece of the program, we cannot guarantee that every request for a presentation will be fulfilled. Requests are typically prioritized by class-size and staff availability on a first-come, first-serve basis. If you indicated an interest in a presentation and our staff have availability, someone will contact you separately to schedule the presentation.

Presentation requests will be fulfilled up until the submission deadline on Friday, April 6, 2018.


If a representative is unable to provide an in person presentation we encourage all educators to access the project PowerPoint developed for the presentation and use it for a teacher proctored presentation.

## Returning Posters

Posters should be returned by District courier no later than **Friday, April 6<sup>th</sup>, 2018** in order to allow ample time for processing for preliminary and final judging. Posters should be clipped together with a completed return form (included in your packet) and sent through the courier service with attention to:

**Pasco County Schools, Communications Department, Attn: Debbie Hebert – FGUA/Pasco County Utilities Poster Contest**

In addition, it is **very important** that we receive a class roster for your class before we can




process your posters. Rosters should be attached and submitted with the posters when taken to the District Office. The roster should indicate any student who has been opted out of a media release since the FGUA and Pasco County Utilities will be publishing the names of any winners, images taken, and artwork submitted in a variety of media platforms. Additionally representatives will be coming back to the schools to congratulate any winners and present them with prizes.

For private schools or home schools that are participating, please mail your posters directly to the FGUA Pasco Office. The mailing address is: FGUA c/o: Patti Clark, FGUA Community Service Assistant, 6915 Perrine Ranch Road, New Port Richey, FL 34655.

## Winning



Returned posters that meet the requirements of the program will go through several rounds of judging in April. Judges will evaluate each submission based on the rubric. From there, the finalists from each grade level will proceed to the Final Judging Panel that will consist of FGUA and Pasco County Utilities senior management, and guest judges from local non-profits. The Final Judging Panel will select the first, second, and third place winner from each grade level, as well as honorable mentions.



Check back on this website to find information about the winners and updates throughout the program under our [News section](#). If any of your students were selected for first, second, or third place for their grade level, we'll be contacting you to setup an award presentation. Depending upon meeting schedules and availability, winning students and their parents will be invited to be recognized by the Board of County Commissioners of Pasco County. The winning posters will be on display for the entire month of May at the West Pasco Government Center and East Pasco Government Center. Teachers and parents are encouraged to visit the display to see the displayed posters.

## Deadlines

**Last Day to Mail Posters/Complete Online Form: Friday, April 6<sup>th</sup>, 2018**

### **Other Important Time Frames:**

Final Judging: April 2018

Winners Announced: May 2018

Education Presentations: March-April 2018

Award Presentations and Posters on Display: May 2018